



Parent University

Reflections, Resources, and Best Practices for eLearning


September 10, 2020 Pre-K – 1

September 14, 2020 Grades 2 – 5

September 17, 2020 Grades 6 – 12

All Sessions run from 6:30 pm – 8:00 pm

Superintendent Runcie's Video



Mindfulness Practice



Family and Student Social Emotional Learning (SEL) and Mindfulness Toolkits & Resources

- Found in CLEVER SSO Launchpad
sso.browardschools.com
- Includes 10 Minutes of Mindfulness and Social & Emotional Learning Activities for Families and Students

Uses ReThink Ed Activities

Welcome to the Family and Student SEL and Mindfulness Toolkits!


[Toolkit for Families](#)
[Toolkit for Students](#)

[10 Minutes of Mindfulness](#)



We recognize the importance of social & emotional learning (SEL), that helps our students how to recognize and manage their emotions, show empathy and understanding for others, build and maintain positive relationships, and make ethical, responsible, and safe decisions also supports their academic growth. Broward County Public Schools has partnered with [Rethink Ed](#), an evidence-based program for Grades K-12 that provides online lessons and additional resources students, educators and parents, all supporting SEL, the foundation of all learning.

Click on Toolkit Links Below



How Do I Register for My Free ReThink Ed Account?

- Sign up found in Yellow Family Toolkit
- Find Family Activities and Helpful Videos for Caregivers
- [CLICK HERE FOR BROWARD COUNTY PUBLIC SCHOOLS/RETHINK ED PARENT ACCOUNT REGISTRATION!](#) (Links to an external site.)
- Complete the form and click REGISTER. Enjoy the program with your child!

Family Social and Emotional Learning and Mindfulness Toolkit - Welcome!



Family SEL and Mindfulness Toolkit

The SEL and Mindfulness Toolkit for Families provides a list of social & emotional learning (SEL) and mindfulness resources to support you, your child and family during these challenging times. In the classroom teachers may be using [ReThink Ed](#)® Platform. This Family SEL and Mindfulness Toolkit will provide activities by clicking on links below and clicking the "NEXT" button at the bottom of the page.

- Social-Emotional Learning (SEL) resources to share vital social emotional skills
- Mindfulness video and activities (evidence-based, secular examples)
- Tools to support your own inner resources in dealing with stress in today's world, during school's reopening and this time with COVID.

For information click on drop down menus below.



Sign up for Free Family ReThink Ed Account

How Do I Register for My Free ReThink Ed Account?

- [CLICK HERE FOR BROWARD COUNTY PUBLIC SCHOOLS/RETHINK ED PARENT ACCOUNT REGISTRATION!](#) »
- Complete the form and click REGISTER. (Note: Be patient. This process may take a few minutes.)
- Write down your username and password.
- Enjoy the program!



Activities for Families to do Together

[Visit 10 Minutes of Mindfulness](#) and Student [SEL and Mindfulness Toolkit](#) page for other activities!

Check out the free Mindfulness Class for Kids on [MindfulSchools](#) »

10 Minutes of Mindfulness Recorded Sessions

- Select the Blue Toolkit for the 10 Minutes of Mindfulness On-Demand recorded sessions
- Listen as a family to help cope with the stress and challenges of today's world



10 Minutes of Mindfulness



10 Minutes of Mindfulness in BCPS

Mindfulness supports the social & emotional learning (SEL) of students by helping grow awareness of the present moment with compassion toward oneself and others. Consider viewing one of the links for a 10 Minutes of Mindfulness sessions.

[Click here for this week's recorded 10 Minutes of Mindfulness sessions](#)

It is important that

- Activities be presented as invitational and have choices. For example students may choose to keep eyes open instead of closed
- There be no right or wrong responses - Noticing what occurs in the present moment - good and bad and neutral
- Include reflection after the practice in a journal or discussion
- Repeat the practice multiple times to develop deeper observations of experiences, sensations and the environment

Click on a link below for a recorded session

Date	Audience	Link for Session
Mon. Aug. 31 8:00 AM	Elementary	Click Here for Session Link Elem. #9
Mon. Aug. 31 1:50 PM	Elementary	Click Here for Session Link

who's who?

Meet the Panels

Parent Panel 1

Jennifer Ellis – Parent/Intermediate Elementary
Adriana Escobar – ESOL Parent/5th Grader
Camille Plummer – PreK Head Start, 1st grade, 2nd grade, 6th grade, and HS Parent

Principal and Teacher Panel 2

Mitshuca Moreau – Principal, Dr. Martin Luther King
Montessori Academy
April Walker – Teacher, Larkdale ES
Michelle Cowden Crego – Teacher, Davie ES
Gema Servan – Teacher, Riverside ES

Reflections




Parents Working at Home with Students



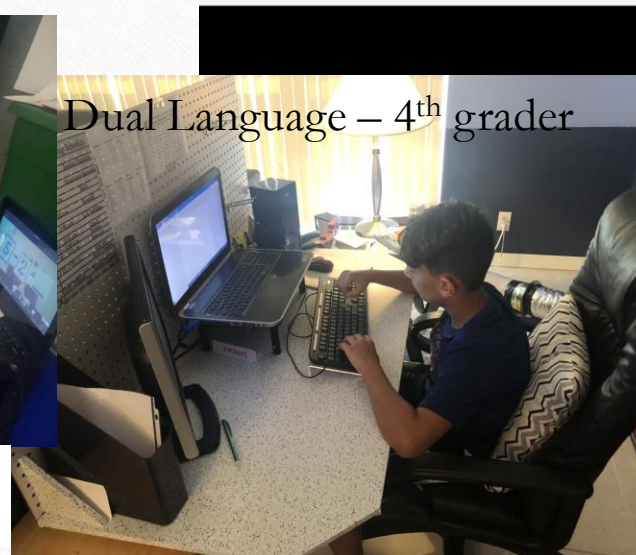
Student using AAC2




Student Using Eyegaze



5th Grader



Dual Language – 4th grader



3rd Grader




Kai is a 3rd Grader

Multiple Students eLearning in the Same Household



Multiple Ways Students are eLearning (Elementary)



2nd Grader eLearning at Home



2nd Grader at Parent's
Workspace

Parent Panel Discussion

How can we do eLearning well?



Q & A - Part 1



Resources Available to Parents and Students

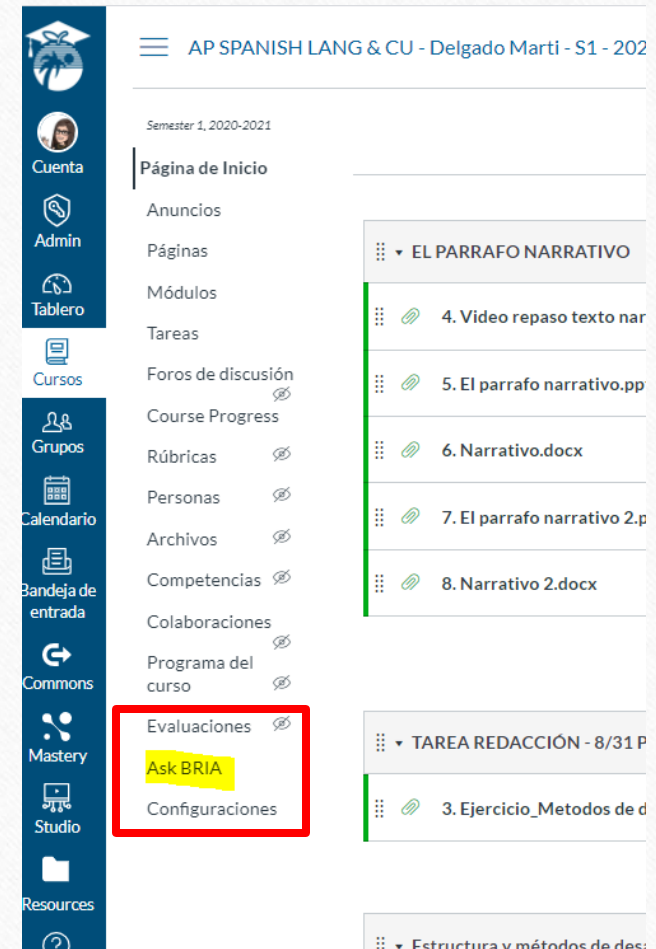




Our districtwide evening academic assistance began on Wednesday, September 2, 2020. This service is provided Monday through Thursday from 3:00 p.m. to 8:00 p.m. Students can find a link in their Canvas courses to "**Ask BRIA**" (Broward Remote Instructional Assistant). By clicking on that link, they are guided to a live Teams session with a certified teacher to receive academic support.

The District published a link in all students' Canvas courses entitled "Ask BRIA" on Tuesday, September 1, 2020. We began the service on Wednesday, September 2, 2020.

Let's look at how an elementary student uses Ask BRIA.



Applied Learning Resources



When the world stops, keep moving.

Physical education students are engaging with their teachers daily through TEAMS, learning about the body, nutrition, and healthy living through exercise and engaging wellness activities.



Unmute yourself.

Our students are experiencing virtual Debate and finding their voices from as early as kindergarten - improving speaking, listening, reading, and more. Debaters are always ready to meet the moment.



Embrace technology or save the planet.

BCPS students participate in hands-on STEM+CS with their families including lessons in Code.org and many opportunities for place-based environmental learning.

The Department of Applied Learning: Specials to Engage Your Children



Create a masterpiece.

Art is an essential vehicle for self-expression, especially during such uncertain times. BCPS students are introduced to art history through age-appropriate literature and will enjoy fun, interactive step-by-step art-making lessons.



Master the mind.

Available to students through Clever, students may develop critical thinking skills and gameplay strategy through Chess4Life weekly virtual practices and monthly virtual competitions through TEAMS.

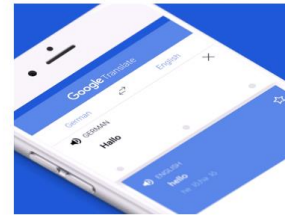


Get into the virtual groove.

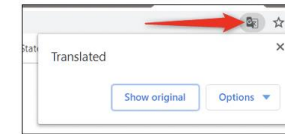
Early learning students of Broward County Public Schools receive expert training in music and performing arts! Our teachers provide all students with the essential tools needed for a meaningful and fulfilling life today and beyond.

English Language Learners

<https://browardschools.instructure.com/courses/867005>



Google Translate



Google Translate
Chrome Extension

TOOLS FOR SUPPORTING ELLS THROUGH REMOTE LEARNING

Bilingual/ESOL Department

esolparents@browardschools.com
Phone 754-321-2951





LINKS & RESOURCES

Parent Resources

1. For Exceptional Student Education students in grades K-5 parents can self-enroll in a Canvas resource course at: <https://browardschools.instructure.com/enroll/XTLXDN>

2. Open CANVAS course for parents of English Language Learners of resources to support their child at:
<https://browardschools.instructure.com/courses/867005>

3. For students in Grades Pre-K - 5: Parents should access the Supporting Young Learners open Canvas course at <http://bit.ly/SupportingYoungLearners>. This course provides guidance and resources related to English Language Arts/Literacy, Math, Science, Social Studies, and Social Emotional Learning to help ensure your child continues to be successful in school.

4. For students in Grades 6 - 12: Parents should access the Supporting Secondary Learners open Canvas course at <http://bit.ly/SupportingSecondaryLearners>. This course provides guidance and resources related to English Language Arts, Math, Science, Social Studies, and Social Emotional Learning to help ensure your child continues to be successful in school.



LINKS & RESOURCES

Parent Resources

1. Learning Never Closes: When the school buildings are closed for any reason (vacation, weekends, or even unexpected closures), BCPS encourages families and caregivers to have students engage in academic activities such as the ones found at:
<https://www.browardschools.com/learningnevercloses>

2. Canvas Parent course providing information about BCPS digital resources including the Canvas Parent and Student Apps and information on how to use Canvas as a student at
<https://browardschools.instructure.com/courses/411>

3. Download your free copy of Microsoft Office Suite from <https://www.browardschools.com/Page/38732>

4. The Digital Student Resources course is found on the [Single-Sign-On Clever Launch Pad](#) where students can access their digital textbooks. They can also click on the Student Textbooks & Resources link located under Resources in the blue global navigation menu in any Canvas course.

5. Students can learn how to use Canvas by participating in the [Passport to Canvas](#) course found in the [BCPS Digital Student Resources](#) Canvas Course.

6. For information and updates on the Coronavirus visit browardschools.com/coronavirus.



CONTACT YOUR SCHOOL FOR PERSONALIZED TECHNOLOGY SUPPORT

Instead of contacting the Virtual Call Center, for the time being parents should reach out to their individual schools for assistance. We realized that as the school year begins, parents can be served much better by their own schools.

BCPS parents, students and staff are encouraged to call their **school's phone line** if they have questions or need help with any of the following:

- Operating the computer device
- Fixing a computer device
- Obtaining a computer device
- Using academic platform or programs, such as Canvas, Teams, Office, etc.

For curriculum support, families should continue to contact the main phone number of the school the student attends. Mental health support is also available through BCPS Student Services Department by calling 754-321-HELP (4357).



TEMPORARILY SUSPENDED CONTACT YOUR SCHOOL FOR TECHNICAL SUPPORT



BCPS LIBRARY MEDIA RESOURCES

Library Media Services

Broward County Public School Library Resource Page can be accessed through Canvas Learning Management System or Destiny Automated Library System



ONLINE DATABASES:

Online databases contain academic articles and media files that students can use for inquiry-based projects and independent study.

- Britannica
- Gale
- Proquest: SIRS Discoverer (Elementary and Middle)
- Proquest: SIRS Issues Researcher (High School)

OTHER RESOURCES INCLUDE:

- Tumblebooks: This site offers storybooks, audiobooks, games, and more
- TeachingBooks.Net: A Resource portal of author videos and ancillary materials for novel study
- Sun Sentinel Newspaper: Curriculum activities
- Broward County Library Digital Resources: Access to encyclopedias, learning resources, newspapers & magazines, and more



Canvas Access

Step 1

From the Clever Launchpad
Click the Canvas icon

Step 2

Click on Resources from the blue global navigation on your Canvas Dashboard

Step 3

A new tab opens on the side, click on Library Media Resources

Step 4

Select either home or school access
(Note: the home access provides a username and password on some databases, others do not need one.)



The School Board of Broward County, Florida, prohibits any policy or procedure which results in discrimination on the basis of age, color, disability, gender, identity, gender expression, genetic information, marital status, national origin, race, religion, sex or sexual orientation. The School Board also provides equal access to the Boy Scouts and other designated youth groups. Individuals who wish to file a discrimination and/or harassment complaint may call the Director, Equal Educational Opportunities/ADA Compliance Department & District's Equity Coordinator/Title IX Coordinator at 754-323-2550 or TDD/Textline Machine: (770) 754-323-2550.

Individuals with disabilities requesting accommodations under the Americans with Disabilities Act Amendments Act of 2008 (ADAAA) may call Equal Educational Opportunities/ADA Compliance Department at 754-323-2550 or TDD/Textline Machine: (770) 754-323-2550.

©2020 INNOVATIVE LEARNING/LIBRARY MEDIA



BCPS LIBRARY MEDIA RESOURCES

Library Media Services

Broward County Public School Library Resource Page can be accessed through Canvas Learning Management System or Destiny Automated Library System



ONLINE DATABASES:

Online databases contain academic articles and media files that students can use for inquiry-based projects and independent study.

- Britannica
- Gale
- Proquest: SIRS Discoverer (Elementary and Middle)
- Proquest: SIRS Issues Researcher (High School)

OTHER RESOURCES INCLUDE:

- Tumblebooks: This site offers storybooks, audiobooks, games, and more
- TeachingBooks.Net: A Resource portal of author videos and ancillary materials for novel study
- Sun Sentinel Newspaper: Curriculum activities
- Broward County Library Digital Resources: Access to encyclopedias, learning resources, newspapers & magazines, and more



Destiny Access



Step 1

From the Clever Launchpad
Click the Destiny icon

Step 2

Choose your grade level then click on the plus button to expand and choose the school

Step 3

Select the Log In button in the upper right

Step 4

Click the Broward Clever SSD icon

Step 5

Click the Catalog tab then select Discoverer on the left tab

Step 6

Next click the Library Media Resources button



THE SCHOOL BOARD OF BROWARD COUNTY, FLORIDA

©2020 INNOVATIVE LEARNING/LIBRARY MEDIA

Q & A - Part 2



Developmentally Appropriate Time Online for Certain Activities



New K - 5 Revised Schedule

ILLUSTRATIVE: Components of an elementary school schedule

Standard Schedule – Grades K-1

Teacher Planning

Circle Time/Whole Group:

- Students log in to their canvas Homeroom and click on their Whole Group icon for Teams Mtg.
- Mindfulness activity/SEL/Daily Discussion opener (type/video response to a question) – 10 minutes
- Calendar Time – 5 minutes

Whole Group Literacy:

- Interactive Read Aloud/Shared Reading/Weekly Poem
- Brain Break before next whole group activity with music and movement

Whole Group Literacy:

- Explicit & Systematic Instruction in Phonics/Word Work

Small Group:

- Teacher meets with 2-3 small reading groups (about 15-20 minutes each) use TEAM channels for small group while others stay signed in.
- Students watch and participate in pre-recorded lessons and are working in center-like activities. See breakdown of time and menu of examples.

Break

Writing:

- Writing mini-lesson (may be related to read aloud)

Assigned Independent Writing:

- Students write independently.
- Teacher can meet with children or pull smaller groups to share writing in afternoon (students remove headphones to work in a quiet environment, teacher displays a timer to keep students aware of time)

Whole Group Math:

- Lesson w/manipulatives

Small Group Math/Independent Activities

- Personal Math Trainer (PMT) & Small Group math with manipulatives
- Additional centers may include: iReady, Imagine Math, Reflex, etc for 20 minutes (if applicable)

Whole Group Social Studies/Science

- Embed as much into the Literacy Block



Time

7:30 AM

8:00 AM

8:15 AM

8:30 AM

8:45 AM

9:45 AM

9:55 AM

10:25 AM

10:45 AM

11:05 AM



Teacher-student interaction time

15 minutes

15 minutes

15 minutes

60 minutes

30 minutes

20 minutes

20 minutes

30 minutes

Tier 2 & 3 Intervention or Enrichment

- Teacher meets with any students to provide interventions, reteach, or enrich
- Students engage in SEL and developmental learning: drawing, building with blocks/LEGOs, sharing about themselves, games/toys

Specials

- Students click on their Specials button on their classroom Homepage to access their Specials Teacher's course/meetings

Daily Teacher Mid-Day Check-In

- Mindfulness/SEL

Lunch

Physical Education:

- Music and movement together involving literacy and math concepts (can share screen if teacher prefers for the class to follow a video)
- Canvas Lessons

Teacher available to provide small group and independent support

Teacher Planning

11:35 AM

11:55 AM

12:25 PM

12:30 PM

1:00 PM

1:00 PM

2:00 PM

30 minutes

30 minutes

5 minutes

30 minutes

30 minutes

60 minutes

**~4 hours 40 minutes
Total teacher-student
interaction time**



Student Engagement in the eLearning Environment



Teacher and Administrator Panel

Maintaining Student Engagement



**Using
Microsoft
Teams for
Class
Collaboration**



Q & A - Part 3



Basic eLearning Information

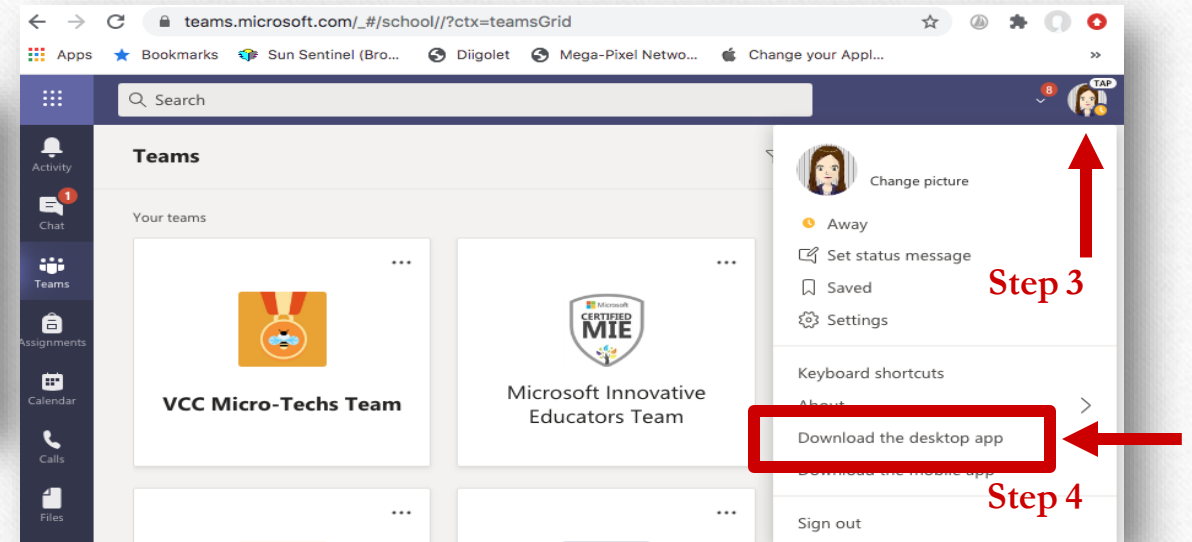



Download the Teams Desktop App Onto a Computer

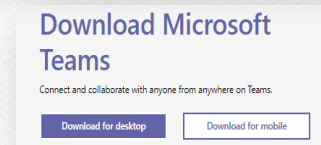
Step 1: Log into the Clever SSO Launchpad
Step 2: Select the **Teams** icon.

Step 3: Once Teams loads, look at the top right for the **profile** icon. This could be initials or an image.

Step 4: Select **Download the desktop app** and follow the instructions given.

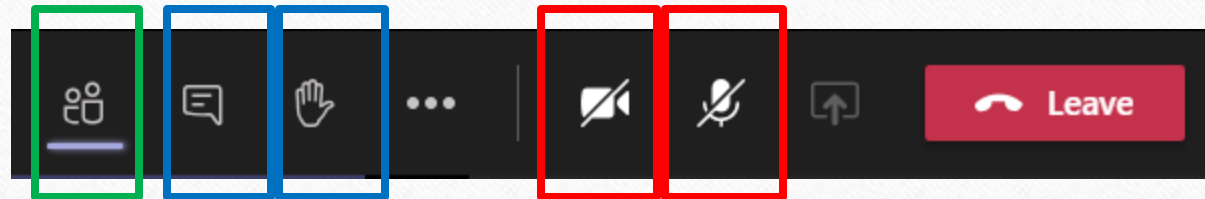


OR You can go directly to the Microsoft website and choose **Download for desktop**
<https://www.microsoft.com/en-us/microsoft-365/microsoft-teams/download-app>



Why am I Having Issues with Teams?

- Make sure that you have logged in with the Teams Desktop Application through the Clever Single Sign On Launch Pad. This will provide you more capabilities than joining by using a web browser. Proper instructions are on the next slide.
- If you're having problems with your webcam or microphone, begin by ensuring that your hardware is plugged in correctly. Next, ensure that during a meeting, your microphone and webcam are enabled. (Highlighted in red below). You **do not** want to see the bar across the video or microphone image.



- How do I get my teacher's attention? Raise your hand or put a message in the chat (highlighted in blue above)
- Why am I coming in as a guest when I join my teacher's Team web conference? You have not logged in using the Clever Single Sign On and clicking on the Teams icon.
- To make sure that you always see your teacher on the screen, you can PIN your teacher. Go to the participant icon (highlighted in green above) and click on the three dots to the right of your teacher's name and then click on PIN.


Avoiding Teams Meeting Interruptions

Students should follow these steps, in order, when joining eLearning classrooms in Microsoft Teams:

- (1) Log into sso.browardschools.com
- (2) Select Office 365 from the Clever Launchpad
- (3) Select Teams from the Office 365 page
- (4) Go to the Clever Launchpad and choose Canvas
- (5) Click on the Teams meeting link within the Canvas course

If you have the Teams Desktop app downloaded on your computer, choose to open the desktop app (Preferred). If not, you can continue using the web browser until you download the app.

This will place students into a lobby until the teacher allows them into the eLearning classroom. It will also correctly identify the student as part of the organization and not as a guest.





Web Conferencing Netiquette

Students need to follow proper web conferencing netiquette and display the proper code of conduct and decorum in a virtual meeting. To help you participate well in your class web conference follow these simple virtual meeting netiquette rules and tips:

1. Leave the keyboard alone...
2. Dress appropriately...
3. Be aware of your surroundings...
4. Mute your microphone when you are not talking...
5. Speak up, but do not shout...
6. No food allowed...
6. Stay seated and stay present...
7. Find a quiet location with no or minimal background noise...
9. Turn off all sounds on your phone...
10. Parents should not interrupt meetings...
11. Do not record or upload any portion of any web conference ...

For more information on Digital Citizenship and Internet Safety go to [Digital Citizenship Resources](#).

Parent Community Involvement Task Force (PCITF)

The Parent Community Involvement Task Force is planning to sponsor other webinars. The members of our task force are volunteers who value your input in helping us to enhance parent involvement.

Please share any ideas you might have for future topics by emailing at pcitfbrowardschools@gmail.com.

Where Can You Find This Presentation?

- You can find this presentation on the home page of your child's school website
- All the information being shared tonight will be available to everyone on the District and school websites, including the recording of the events and transcripts in six languages: Arabic, Chinese, Haitian-Creole, Portuguese, Spanish, and Vietnamese.
- The Parent University webpage is live and can be found through the link below:
<https://www.browardschools.com/parentuniversity>

Presenters

Parent Panel 1

Jennifer Ellis – Parent/Intermediate Elementary
Adriana Escobar – ESOL Parent/5th grade
Camille Plummer – PreK Head Start, 1st grade, 2nd grade,
6th grade, and HS Parent

District Staff

Susan Cantrick – Director, Applied Learning
Sarah Decotis – Curriculum Supervisor, Elementary Learning
Daryl Diamond – Director, Innovative Learning
Veda Hudge – Director, Office of Service Quality
Kenneth King – Cadre Director, Elementary
Ernie Lozano – Cadre Director, Elementary
Saemone Luis – Executive Director, Exceptional Student Learning
Support
Nicole Mancini – Director, Elementary Learning
Victoria Saldala – Director, Bilingual ESOL
Carolyn Sant Angelo – Team Leader SEL
Dr. Daniel Shapiro – Supervisor, School Counseling and BRACE
Farrah Wilson – Assistant Director, Office of Service Quality

Administrator/Teacher Panel 2

Mitshuca Moreau-Principal, Dr. Martin Luther King
Montessori Academy
April Walker-Teacher, Larkdale Elementary
Michelle Cowden Crego-Teacher, Davie Elementary
Gema Servan-Teacher, Riverside Elementary

Producers

Randy Stephen – System Support Specialist
Jason Greenberg – Systems Analyst



What is Canvas?

Canvas is a Learning Management System, or LMS, and is often described as, "a way to simplify teaching and learning by connecting all the digital tools teachers and students use in one easy place".

With Canvas, students can:

- receive course announcements
- manage upcoming assignments for all courses in one calendar
- submit assignments
- take quizzes
- receive feedback about course work
- communicate with teachers (and other students)
- and much, much more!

Students can access Canvas through their [Single-Sign-On Clever Launch Pad](#), **but teachers need to publish courses and content before students can participate and interact with them.**



LINKS & RESOURCES

Parent Resources

1. Learning Never Closes: When the school buildings are closed for any reason (vacation, weekends, or even unexpected closures), BCPS encourages families and caregivers to have students engage in academic activities such as the ones found at:
<https://www.browardschools.com/learningnevercloses>

2. Canvas Parent course providing information about BCPS digital resources including the Canvas Parent and Student Apps and information on how to use Canvas as a student at
<https://browardschools.instructure.com/courses/411>

3. Download your free copy of Microsoft Office Suite from <https://www.browardschools.com/Page/38732>

4. The Digital Student Resources course is found on the [Single-Sign-On Clever Launch Pad](#) where students can access their digital textbooks. They can also click on the Student Textbooks & Resources link located under Resources in the blue global navigation menu in any Canvas course.

5. Students can learn how to use Canvas by participating in the [Passport to Canvas](#) course found in the [BCPS Digital Student Resources](#) Canvas Course.

6. For information and updates on the Coronavirus visit browardschools.com/coronavirus.

22 Remote Learning Tips For Parents



- Set a schedule
- Verify materials
- Create a learning environment
- Every day, create a plan
- Don't teach--help
- Complete all work
- Communicate with school
- Center the child, not the work
- Identify specific barriers
- Use school resources
- Personalize the learning
- Encourage a growth mindset
- Know where to go for what
- Use Genius Hour
- Organize their learning environment
- Cultivate self-direction over time
- Honor the complexity of learning
- Help them find motivation
- Understand basic neuroscience
- Gamify the learning
- Build a learning network for your child
- Clarify knowledge demands

Tips for Parents

5 Distance Learning Tips for Parents

5 REMOTE LEARNING TIPS FOR PARENTS

#4OCF

- Build a Routine.** Try to use the same quiet spot each day. Try to be consistent in time and structure.
- Don't Worry About Finishing Everything.** Learning at home will look different than learning at school. Don't expect that students will finish everything. Don't think you have to.
- Pace Yourself.** Let students work at their own pace. And let them work at **YOUR** pace. Don't try to accomplish everything in one day. Give yourselves the gift of time!
- Take a Break.** When necessary, stop. Don't allow a learning session to turn into a struggle. Let your student take a break if needed. Or take a break if you need it!
- Enjoy THIS time TOGETHER!** This time is unique in history. You didn't plan on being home with your child, make the most of it. Go for a walk. Bake a cake. Take a bike ride. Enjoy the time TOGETHER!

MVWSD DISTANCE LEARNING

What Parents Can Do

HELPING STUDENTS LEARN DURING COVID-19 SCHOOL CLOSURE

1.) A QUIET PLACE

Set up a space that is separate from your family life and area and allows for quiet



2.) TECHNOLOGY

Make sure students have internet and internet-ready devices (see www.mvwsd.org/coronavirus for help)

3.) CHECK IN

Check on progress and remind students to keep working and stay on schedule (Helpful hint: Set cell phone reminders in 30 min increments and ask kids what they're working on)



4.) TAKE BREAKS

Make sure students are taking breaks from technology - and parents, too! Strrreeetch

5.) DRESS FOR SUCCESS

Ensure students are dressed appropriately and background distractions are limited while students are participating in video conferencing



6.) YOU-CAN-DO ATTITUDE

Encourage students to keep working when feeling unsuccessful. Encourage and praise students for staying engaged

7.) KEEP IT PRIVATE

To protect students' and teachers' privacy, don't screenshot/record classes' online images and share them on public platforms, like social media (per Federal Educational Rights and Privacy Act, and California Education Code Section 51512)



43

Source: MVWSD and Hanover Research

JUST DO YOUR BEST

To become experts in their field, our teachers went to University or College to earn a Bachelor's Degree in Education. They understand that good teaching and learning strategies take time to develop. Therefore, our teachers do not expect you to teach in the same way they would.

Our teachers are here to help you by providing remote learning content, support and assistance.

DON'T MAKE LEARNING AT HOME A CHORE

Learning should not be a chore! Learners build knowledge as they explore the world around them, observe and interact with phenomena, converse and engage with others, and make connections.

Learning should be enjoyable. Try to be enthusiastic when talking to your children about the work they are doing at home. Be interested in what they're learning.

CREATE A DAILY ROUTINE

Just like making the bed or brushing your teeth every morning, following a routine helps children to foster good working habits that match their goals and aspirations.

For teachers, routines are central to daily classroom life.

At home establish a daily learning routine around your timetable that makes it easier for your children to learn and achieve more at home.

CONTACT TEACHERS WITHIN NORMAL WORKING HOURS!

It can be easy to forget that teachers are human beings with families and lives outside of school. Some teachers will be home-schooling their own children!

Please remember to be patient and respectful. If you have a question, please send it to your child's teacher within work hours (9am - 4pm).

EDUCATION

4 REMOTE LEARNING TIPS

Information for Parents/Guardians



Created by Rob Kelly

Parent Resources:

<https://blog.edmentum.com/5-things-parents-can-do-support-students-learning-online>

<https://tinyurl.com/8TipsforParents>